

# THE NEEDLE DANCER

The Tucson Chapter  
American Needlepoint Guild



**March 2006**

## **Tucson Chapter ANG Board 2005-2006**

President	Margaret von Kuegelgen
VP Nights	Charleane Boyles
VP Days	Barbara Lewis
Treasurer	Mary Christoph
Director at Large	Barbara Richardson
Secretary Nights	Linda Harris
Secretary Days	Marj Jorden
Hospitality Days	Honey Montrose
Hospitality Nights	Mary Hamilton
Workshop Chairman	Dorothy Green
Membership	Donna Lawrence
Membership Recruitment	
Newsletter	Angela Yardy
Publicity	Myldred Richardson
Ways and Means Nights	
Ways and Means Days	Sue Beveridge
Historian	Kay Kopp
National Web Site Contact	Martha Hirsch
E-mail reminder, brochures	Sylvia Gergen

The roster of members is being updated. Members with computer access can check their information on the website. However it will be mailed to those who receive their newsletter by mail. Please check that your information is correct.

The May meeting will be a joint meeting with a potluck dinner – bring whatever you wish and in addition to food and fellowship we will have the installation of new officers. The day is 25 May and the time is 6pm at Streams in the Desert Lutheran Church.

# Calendar

## March

SUN	MON	TUE	WED	THU	FRI	SAT
			1	2	3	4
5	6	7	8	9 6:30pm Board Meeting	10	11
12	13	14	15	16	17	18 10am-5pm Stitch-In
19	20	21	22 6pm night meeting	23 10:30am-3pm day meeting	24	25
26	27	28	29	30	31	

## April

SUN	MON	TUE	WED	THU	FRI	SAT
						1
2	3	4	5	6	7	8
9	10	11	12	13 6:30pm Board Meeting	14	15 10am-5pm Stitch-In
16	17	18	19	20	21	22
23	24	25	26 6pm night meeting	27 10:30am-3pm day meeting	28	29
30						

## May

SUN	MON	TUE	WED	THU	FRI	SAT
	1	2	3	4	5	6
7	8	9	10	11 6:30pm Board Meeting	12	13
14	15	16	17	18	19	20 10am-5pm Stitch-In
21	22	23	24	25 6pm Joint Meeting Potluck	26	27
28	29	30	31			

**Night Meeting:** Streams in the Desert Lutheran Church, 5360 E Pima (1/2 block w. of Craycroft)

**Day Meeting:** Pima County Medical Society Building, 5199 E Farness Dr

**Board Meeting:** Woods Memorial Branch Library, 3455 N First Avenue (1 block south of Prince Road)

**Stitch-In:** The West classroom (River/Craycroft Roads)

**Hospitality** — Dee Lanier and Peggy Lawton for day meeting

# President's Letter

Margaret von Kuegelgen

Hello fellow stitchers!

Many, many thanks and congratulations to those of you who responded to the entreaties of the Nominating Committee and agreed to run for office!!!!!! We have a wonderful group of people whom I know will keep the Guild vibrant and fun. The outgoing Board will make arrangements with the incoming board about orientation for the different positions. If any of you have any questions about your responsibilities please contact me and we can chat!

Please plan on coming to the combined meeting in May -- it will be a potluck and election and installation of officers and opportunity baskets and presentation of the gift certificates for our Show and Share pieces throughout the year. Please save any Show and Share pieces you might bring to the May meeting until the June meeting, as we will have already made the count and know who the gift certificate awardees will be.

The groundwork has been laid for our Community Project with Arts for All. The Selection Committee has been appointed: Sue Strause, Barbara Lewis, Sue Beveridge and Margaret von Kuegelgen. The plan is as follows: an initial meeting with the Selection Committee and the nine artists will be held sometime in March or April, 2006, at which time we will show them what we do and we will select the canvases to be interpreted; reproductions of the canvases chosen (if they have not been reproduced before this) will be done by Arts for All; the needlepoint canvases will be painted; committees will be formed to stitch the canvases (probably in the winter of 2007); the stitching committees will meet with the different artists to discuss stitches and fibers and have a demonstration of the laser technique they use when painting their canvases; stitching will be done anticipating a deadline of sometime in 2008. We are planning on forming a traveling exhibit, which might be hung in the Capitol in Phoenix and other State office buildings as well as prominent places in Tucson. This is all very exciting and I hope that all of you will volunteer to stitch on our interpretations!! I am expecting our community project to be a mutual educational experience for our members as well as the community at Arts for All.

And we are working hard as you all know on seminar!! Check Barbara Richardson's article for opportunities to help.

See you on March 23rd or 24th,  
Margaret

## **Proposed officers for 2006-2007**

President – Mary Hamilton  
Vice President (day) – Peggy Lawton  
Vice President (night) – Mary Christoph  
Secretary (day) – Martha Hirsch  
Secretary (night) – Susan Thompson  
Treasurer – Myldred Richardson  
Director at Large – Angela Yardy

## Programs

Charleane Boyles (nights)

Barbara Lewis (days)

**MARCH;** ORT BOX from the new project book. This is a neat, usable small project. NOTE: IF YOU HAVE A COMPUTER, PLEASE GO TO THE MEMBERS ONLY SECTION OF THE WEBSITE AND DOWNLOAD THE DIRECTIONS... there are 16 pages.

*The guild will have the correct size of interlock in 18 ct and 14 ct and the directions for sale at the meeting for a total of \$5.00. Call Margaret at 625-4218 if want copies of the directions.*

What you need for this project :

12" x 18" piece 18 ct. interlock. (You need interlock rather than any other fabric such as linen or canvas because the top of this box gets twisted to close it and with interlock, the threads will stay tight.)

Color A 1 ball of #8 perle plus 1 skein of matching floss for borders and finishing.

Color B 1 ball # 8 perle for the blackwork


Color C,D,E,F. 1 skein floss each

1 piece 4" x10" ultra suede for lining.

We will be doing the finishing at one of our summer programs. See picture below.

**APRIL:** Myldred will be showing us things from China and Tibet and Barbara Lewis will be showing things from Bhutan and India.

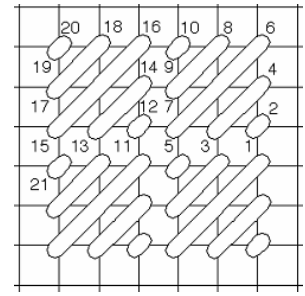
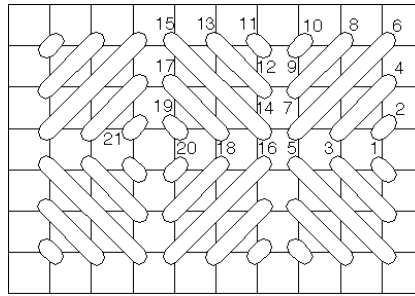
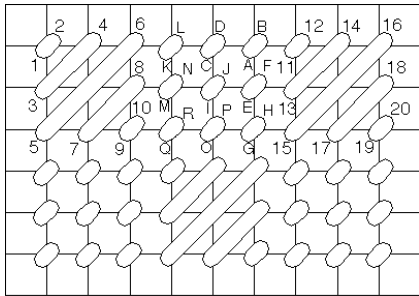
**MAY:** This will be the combined meeting and elections and potluck!



## Stitch of the Month

### Scotch Stitch and Divided Scotch Stitch led by Carol Karrle



The Scotch is also known as the Flat Stitch or the Diagonal Satin Stitch. It can be worked in squares of 3 or 4 canvas threads. This stitch can be worked as a background, a border, or as a single motif. Use two different thread colors to create checkerboard motif. There are several variations of the Scotch stitch. One is the Reversed Scotch. In this variation the direction of the stitches is reversed for each motif. Another variation is the Scotch Checker Stitch. In this variation a Scotch Stitch is alternated with an area the same size worked in Diagonal Tent Stitch.



This neat filling stitch is a variation of a giant Scotch stitch. Instead of proceeding with the stitches in the normal order, two of the stitches are divided into smaller stitches. There is more than one stitch order that would work for this stitch; one is suggested below.

It is better worked in a smooth thread, because the pattern is hard to see in a fuzzy thread. Try it in pearl cotton, Trebizond silk, Sprinkles or Watercolours.

It is usually worked in one color, though I see no reason why it couldn't be worked in more than one. It's good for textural interest in a large area where you don't want a strong pattern. This stitch has lots of obvious applications in architectural pieces, such as shingles or stone walls, but it also makes a nice pattern to fill any area with relatively even edges, such as Christmas packages on a stocking. It makes a good border and a good background.



## “A Desert Tapestry” Seminar Update

By now you should all have your Seminar brochure for 2006, we have gotten many wonderful comments on this issue. I hope all of you will take the time to look over the class opportunities and avail yourself to taking one or more classes from these national teachers. If you have any questions on classes or teachers, please contact me either by email, phone or in person at the meetings. If you want to stay at the hotel, but do not have a roommate, we have a list and may be able to find one. I will be happy to help with your registration questions.

Once you have selected your classes, if you have a free hour, ½ day or day, please let us know if you would like to volunteer in any of the areas that we are responsible for at Seminar.

Another opportunity would be to enter a piece into the Exhibit, we as stitchers always enjoy looking at needlework and this is a great way to show off our work. If you decide to enter a piece **you will need to have the written permission from the designer** of the painted canvas or chart or book from which you did your needlepoint. I have copies of the form and also the latest TNNA book (this lists the designers/distributors for needlepoint) to help you in obtaining their address. If you do not know the designer bring item to the meeting and we will try to help identify. If you do not have the permission from the designer and you win a ribbon, the picture will not appear in the winner's gallery of pictures in *Needle Pointers* magazine, this is a copyright issue. **IMPORTANT:** if you have gotten money/goods/shop credit for commission stitching for others or stitching shop models, or have gotten monies for teaching, you must enter as a professional. In each of the categories listed there are ribbons given for both professional and non-professional.

Guild members that will be helping in the Exhibit, Hospitality or Opportunity Basket areas, we do have a chart for the local nametag (see me for copy and information on how we stitched). Our nametag is the prickly pear pad with a flower, it is quick and easy to do--- I used 18-count sage green canvas (taking a permanent marker, I smeared some irregular lines in the background), then with 1 ply of floss in an open stitch (I used the small-T or skip tent stitch). You can use alphabet and color of your choice for your name. I will have samples at all the meetings for you to view and go over instructions. **We encourage a local nametag**, as this will help identify our guild to the other participants at Seminar, so that we can help in answering any of their questions.

In regards to our Seminar shirts, if you still would like to order, please fill out the order form in the brochure and indicate guild name (this way you will not have to pay the \$5 shipping charge).

The ribbon centers have been distributed and that is our last stitched project to be done for Seminar. Our only other project is the 60 Centerpieces for the Welcome/Awards Banquets and the Life Patron Luncheon. The workshops for these will be at my home Monday March 13, Saturday April 8 and Monday May 15. Please let me know if you plan on attending.

Thanks to all who have stitched, stuffed, glued, wired, painted, etc, all of your help as enabled us to be ahead of schedule with our favors for Seminar.

*Thank you*

*Barbara Richardson  
Local Coordinator for Tucson Seminar 2006*

## **Brief note on Seminar**

**Volunteer fee** covers the Seminar pin and the two banquets and you must pay the registration fee. However, if you are coming in for a day or so and do not want to attend banquets, there is no fee.

**Commuter fee** is a one-time payment of \$80 which helps in paying for the rooms, etc used for Seminar. Those of us staying at the hotel are paying (if two in a room) \$70+tax for each day we stay. So your \$80 fee breaks down to \$10 per day which is a big savings to you, but this fee also makes it more equitable for those of us staying at the resort.

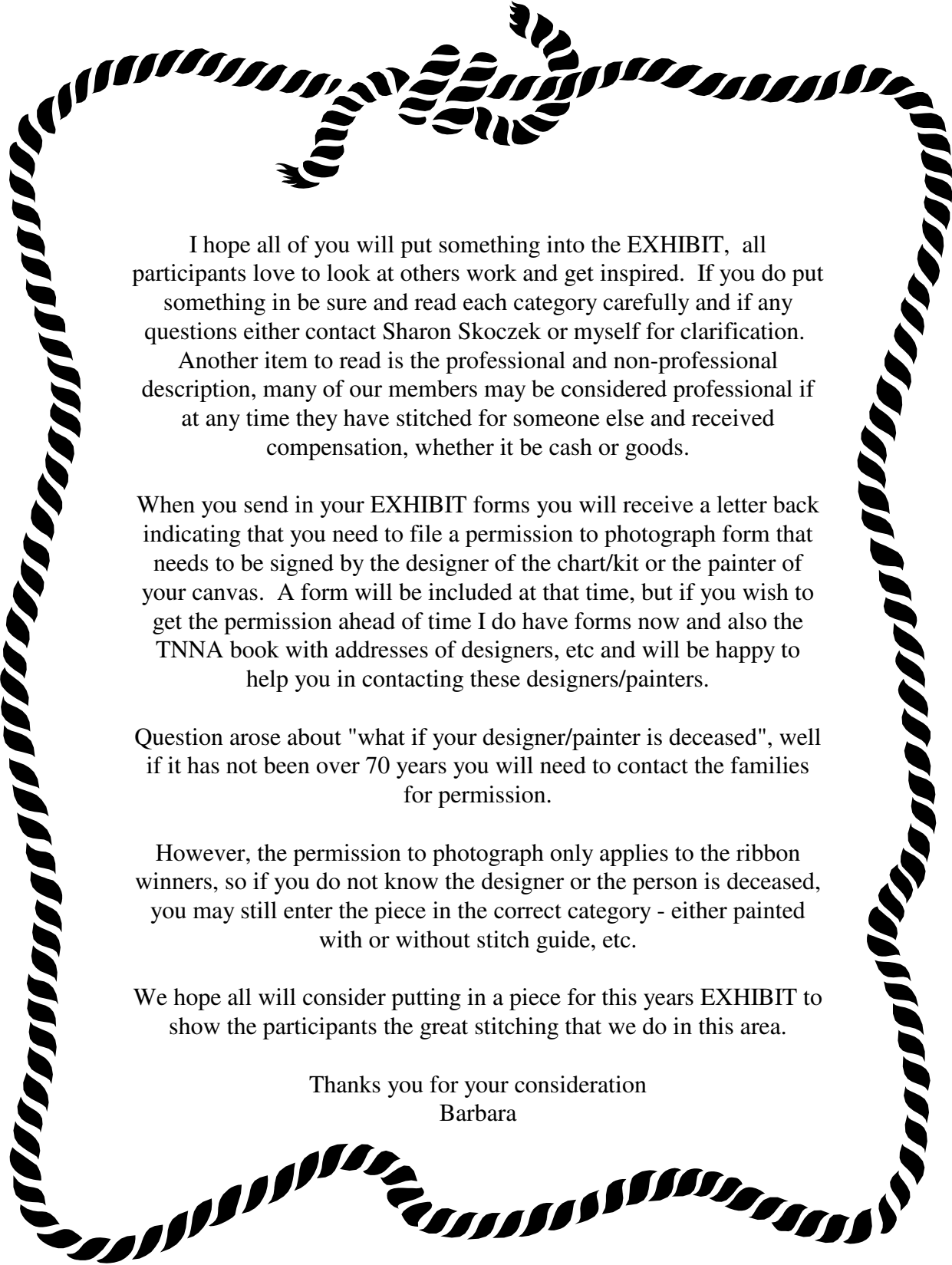
**Parking** If you are commuting/or staying at the resort, the best and **FREE** place to park will be the Golf course parking lot, which is located a quarter of a mile down the hill from the resort. There will be a **FREE** shuttle taking those parking there, up to the resort and it will run every 10 minutes from 5 am to 1am.

Any questions, please contact me at either home phone or email. I do travel the first and third weeks Tues - Thurs for teaching, otherwise should be around to help.

So hoping many of you will take this wonderful opportunity to take one or more classes from the National teachers that will be coming to Tucson. This is a great experience for all and if you can, attend the banquets, auction (even if you don't make a bid on anything it is great to see all the excitement and pieces that members have stitched) and of course don't miss the EXPO (several of the teachers sell items at this event and lots of the members/guilds have wonderful things to purchase).

Hope this information helps,

*Barbara*



I hope all of you will put something into the EXHIBIT, all participants love to look at others work and get inspired. If you do put something in be sure and read each category carefully and if any questions either contact Sharon Skoczek or myself for clarification.

Another item to read is the professional and non-professional description, many of our members may be considered professional if at any time they have stitched for someone else and received compensation, whether it be cash or goods.

When you send in your EXHIBIT forms you will receive a letter back indicating that you need to file a permission to photograph form that needs to be signed by the designer of the chart/kit or the painter of your canvas. A form will be included at that time, but if you wish to get the permission ahead of time I do have forms now and also the TNNA book with addresses of designers, etc and will be happy to help you in contacting these designers/painters.

Question arose about "what if your designer/painter is deceased", well if it has not been over 70 years you will need to contact the families for permission.

However, the permission to photograph only applies to the ribbon winners, so if you do not know the designer or the person is deceased, you may still enter the piece in the correct category - either painted with or without stitch guide, etc.

We hope all will consider putting in a piece for this years EXHIBIT to show the participants the great stitching that we do in this area.

Thanks you for your consideration  
Barbara



If you have a red dot on your Snail Mail newsletter, you need to renew your dues. Members who need to renew by April 1, 2006 are: Helen R. Crawford, Michele Harris, Jane Juell, Carol Karrie, Connie Lagergren, Arlene Gonnella, Joyce Larsen, Margaret McNealy, Jean McNeill, Honey Montrose, Ann Mosher, Miriam Parsons, Pat Phillips, Dolores Pickell, Carolyn Reynolds, Catherine Staneslow, Janet Wood, Sharon Powers.

Please send your chapter renewals with completed form, indicating any address or email changes to: Donna Lawrence

Pay your national dues (\$33) with the form that national sent to you. If you have lost the form, I would be glad to send you a replacement.

We have new members!

Andrea O'Meara

Elizabeth Hess

Mary Gamache.

New emails: Joyce Mahoney - Dorothy Green

New address: Gergen, Sylvia I goofed last month when I wrote that she has a new email.

Sprague, Janice

~~~~~cut here~~~~~

### **Tucson Chapter ANG Renewal Form/Address or E-mail Change**

Name \_\_\_\_\_ Phone \_\_\_\_\_

Street Address \_\_\_\_\_

City and State \_\_\_\_\_ ZIP + 4 \_\_\_\_\_ - \_\_\_\_\_

e-mail: \_\_\_\_\_ FAX: \_\_\_\_\_

ANG Number \_\_\_\_\_

Tucson Chapter Member \$ 12.00 (P) Plural Member \$ 12.00

### **IF YOU DO NOT PLAN ON RENEWING - PLEASE ADVISE**

Please make checks payable to: **TUCSON CHAPTER ANG**

**the West** INC

**NEEDLEWORK**  
 Gifts & Jewelry  
 Paper Products  
 Cards & Cookbooks  
 Toys & Infant Items

**Our buyers are back from market with great new items!**  
**Looking for a touch of the southwest? Sundance has 7 new De Grazia canvasses!**  
**New arrivals of Christmas stockings, Stitchers tote bags with Laurel Burch designs,**  
**hardcover & softcover books and great cross stitch designs!**

*Over \$1,600,000 in grants to local charities since 1981!*  
 Proceeds Benefit Women's and Children's Charities    Open Monday—Saturday 10-5    5615 E. River Rd., Tucson 299-1044

The Tucson Handweavers & Spinners Guild will hold a CRAFTERS' PACK RAT SALE Saturday April 29, 2006 from 9am-3pm, Junior League- Kiva Room at 2099 E River Rd. (east of Campbell). The sale will feature HANDCRAFTED ITEMS AND CRAFT SUPPLIES - fibers & yarns, baskets, beads, books & magazines, craft supplies, fabric, dyes, craft equipment and handwoven goods. Come join the fun and see our treasures

**THE NEEDLE DANCER**  
**American Needlework Guild**  
**4100 N Fernhill Circle**  
**Tucson AZ 85750**

**First Class**

**Do not delay**  
 Dated material