

THE NEEDLE DANCER

The Tucson Chapter
American Needlepoint Guild



September 2007

Tucson Chapter ANG Board 2007 – 2008

President	Judy Burgess
VP Nights	Wanda Shirey
VP Days	Angela Yardy
Treasurer	Myldred Richardson
Night Secretary	Mary Christoph
Day Secretary	Martha Hirsch
Director at Large	Mary Gamache
Publicity & Advertising	Barbara Lewis
Website contact	Charleane Boyles
Workshops	Sue Beveridge
Workshops	Barbara Lewis
Community Project	Sue Strause Margaret von Kuegelgen
Community Project Ways & Means	
Nights	Vacant
Ways & Means Days	Vacant
Hospitality Nights	Linda Harris
Hospitality Days	Nancy Eide
Membership	Susan Thompson
Historian	Kay Kopp
Newsletter Publisher	Fran Braverman
Newsletter Editor	Sue Swan

ANG Mission Statement

The object of this Guild is for educational and cultural development through participation in and encouragement of interest in the art of needlepoint.

Calendar 2007

September

SUN	MON	TUE	WED	THU	FRI	SAT
2	3	4	5	6	7	8
9	10	11	12	13 Board Meeting See below	14	15
17	17	18	19	20	21	22 STITCH-IN 10am-5pm
23	24	25	26 Night Meeting 6:00 pm	27 Day Meeting 10:30 – 3:00	28	29
30						

October

SUN	MON	TUE	WED	THU	FRI	SAT
	1	2	3	4	5	6
7	8	9	10	11 Board Meeting 6-8 @ Woods Library	12	13
14	15	16	17	18	19	20 STITCH-IN 10am-5pm
21	22	23	24	25	26 Combined Meeting @ Pima County Medical	27
28	29	30	31			

November

SUN	MON	TUE	WED	THU	FRI	SAT
				1		3
4	5	6	7	8 Board Meeting Angela Yardley's	9	10
11	12	13	14	15	16	17 Combined Meeting @ Streams of the Desert Church
18	19	20	21	22	23	24
25	26	27	28	29	30	

Day Meeting: Pima County Medical Society Building, 5199 E Farness Dr

Night Meeting: Streams in the Desert Lutheran Church, 5360 E Pima (1/2 block w. of Craycroft)

Board Meeting: The October 11th meeting will be at the Wood's Library

Stitch-In: 3rd Saturday of the month. The West classroom (River/Craycroft Roads)

President's Letter

Acting President's letter – September 2007

Greetings All,

First of all I must apologize for not getting this letter written earlier. It completely slipped my mind.

At this month's Board meeting we had long dialogue about Byelaws and Budget and I continue to be impressed that we have such knowledgeable and capable members who are willing to give of their time and talents.

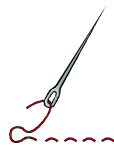
The 'Arts for All' project is well under way and what an exciting project this is. Thanks to Margaret and her team for heading this up. There are a few places remaining for Hi Ho Stitch Away so think about this carefree weekend – no cooking, no dishes!

The friendship samplers are still circulating and I am anxious for the unveiling which will be at the November joint meeting. Words seem to be buzzing about the February workshops with Toni Minieri and sign-ups will be out shortly. In the meantime we are looking forward to having Linda Reinmiller with us next month. All are invited to the joint meeting potluck and program with Linda.

I do look forward to seeing you all at the next meeting, whether it be night or day, and to hearing all about the Baltimore seminar.

Good wishes to Judy and her son, and come back to us soon – we need you!

Angela



Hospitality

Day Meeting

September 2007

Kay Kopp
Mari Jordan

Thanks,
Nancy Eide

Nite Meeting

September 2007

Rhonda Davis

Thanks,
Linda Harris

Programs

Angela Yardy & Wanda Shirey

Please continue to bring friendship samplers to all future meetings to exchange with the next person on your list.

SEPTEMBER Program

Reports from the Baltimore Seminar

The Year at a Glance

October – Combined meeting with Linda Reinmiller – Please see Workshop Section Below for more information

November – Combined meeting/potluck Friendship Sampler exchange

December – No meetings

January – Brazilian heart

February – Video presentation

March – Encore program

April – Christmas project with guest presenters

May – Combined meeting/potluck with guest speaker and election of new officers

HI HO STITCH AWAY – OCTOBER 19TH – 21ST

It's not too late – there are still a few spaces left!!

Our annual HI HO Stitch Away in October is still \$100.00 which includes single share of a double room for two nights, breakfast on Saturday and Sunday, High Tea on Saturday afternoon with hats, boas and gloves (if you have them...if not, the B and B has quite a supply) and wine on Friday and Saturday evenings. PLUS there is a great stitching room with windows and views on three sides. This wonderful get away weekend of stitching, chatting, walking in the cactus garden, chatting, looking at the views, chatting, counting hummingbirds, chatting, and relaxing, should not be missed! If we fill the Inn we can leave our stitching out the whole time we are there, and some have been known to wander about in their “jammies”.



We usually go out to dinner on Friday night at the Amado Inn (average cost is \$25.00) and the rest of the meals are taken care of by the amount of snack we bring.....

Deadline for payment is our September Day meeting – September 27th, or you can mail your check to Margaret von Kuegelgen. Space is limited to 22, so sign up early. Please note on the coupon if you already have a roommate, or if you have difficulty climbing stairs (some rooms are on the second floor). Some of the rooms have twin beds, and some have a queen with a roll away (which is comfortable). I do my best to accommodate any physical restrictions.

The Stitch Away is held at the AmadoTerritory Ranch located at 3001 E. Frontage Road, Amado, AZ 85645.

For pictures of the ranch please visit <http://www.amado-territory-inn.com>.

HI HO STITCH AWAY SIGN UP & PAYMENT COUPON

NAME _____

ADDRESS _____

ROOMMATE _____

PHYSICAL RESTRICTION - GROUND FLOOR _____

Please mail this coupon and check for \$100.00 payable to **Tucson Chapter ANG** to:
Margaret von Kuegelgen, 158 La Flecha, Green Valley, AZ 85614

Workshops & Future Workshops

Barb Lewis

Linda Reinmiller will be joining us beginning Friday, Oct. 26 to Sunday Oct. 28, 2007. Friday evening will be a combined day/evening meeting and Linda will do a talk on using color in your project. Saturday and Sunday will be a workshop, Garden Walk Revisited, designed to teach students about choosing color for a project.

OCTOBER WORKSHOP AND POTLUCK

Everyone is invited to the potluck for Linda Reinmiller on Friday, October 26th. She is going to give a talk on Color.

Her booklet on that will be available for \$5.00. Please let me know if you plan to attend. She needs to know how many to run off.

WORKSHOP

I need snacks for am and pm for both days and also someone to bring lunch for Linda and her hostess, Sue Beveridge.

The guild will provide coffee and crystal light.

Thanks Barb


Tony Minieri will be joining us in February 2008 for 2 different workshops, on Saturday and Sunday February 23rd and 24th and on Tuesday and Wednesday, the 26th and 27th. He will teach 2 different classes at different proficiency levels. One will be a teapot and the other will be a geometric.

Carole Lake will be with us September 27th and 28th 2008. Her project is yet to be chosen.

Mark your calendars!

September 2007: Medallions

by Brenda Hart



[Click to enlarge](#)

September Stitch Of The Month is "Medallions". Medallions could be used on clothing, for wallpaper, on draperies, etc. The stitch could be done in all one color, two colors, overdyed silk or floss with metallic, or all one color and a metallic thread.

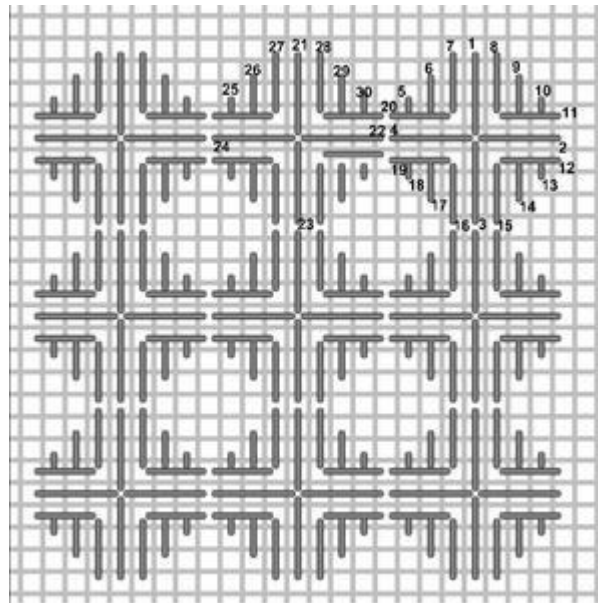
It looks best when 4 plies of silk or floss are used on 18 mesh canvas and five or six plies are used on 14 mesh canvas.

If Medici or Burmilana is being used, then 2 plies of Medici or Burmilana is suggested for 18 mesh canvas, and 3 plies is suggested for 14 mesh.

Frosty Rays would look lovely with Petite Frosty Rays being used for 18 mesh and regular Frosty Rays for 14 mesh. If you haven't tried size 8 Pearl Cotton on 14 mesh, you really should. Use 2 strands on 14 mesh canvas. (With your laying tool of course) I don't use it on 18 mesh unless I'm doing a slanted stitch because it doesn't cover well when doing straight stitches.

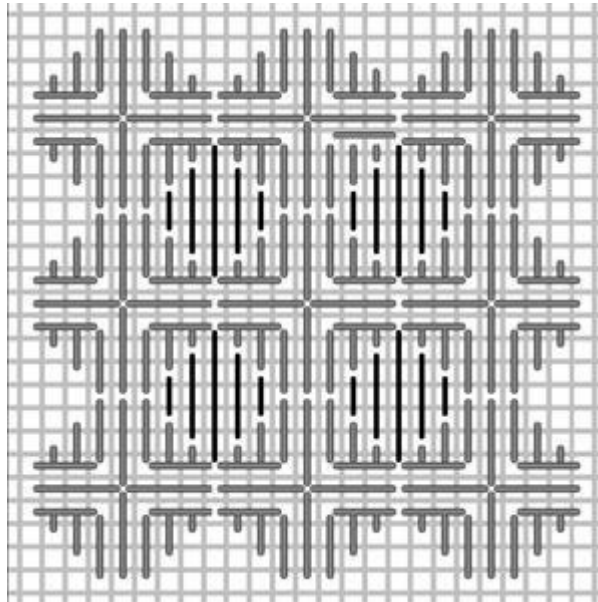
Begin by stitching the 4 center stitches of the medallion on the top right side.

1. Start with the top center stitch and move clockwise around the medallion.
2. When the 4 center stitches have been completed, begin stitching clockwise again with the small stitch at the top left of the medallion. Stitch around the medallion until it is completed.
3. Begin stitching the center stitches of the medallion to the left of the completed one, and repeat the instructions above.



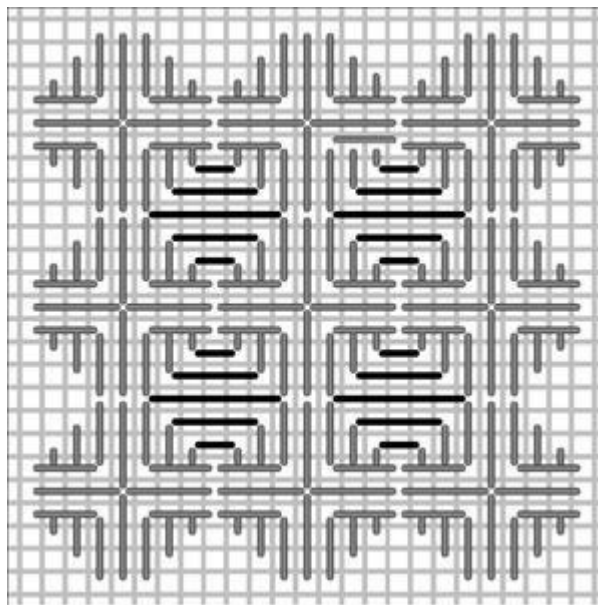
[Click to enlarge](#)

If 2 colors or types of threads are desired, this next step would be the area in which to do it. The diamond shaped stitch could be done in a metallic thread, a close value of silk or floss, or one of the colors could be taken from an overdyed floss or silk that may have been used for the medallions.



[Click to enlarge](#)

The stitch diagram below shows a choice of direction for the stitches that create the diamond shapes between the medallions.



[Click to enlarge](#)

Portions of this Website presenting information on this project may be printed or electronically reproduced by individual stitchers for their personal use and by ANG Chapters for use in their newsletters and Chapter activities. ANG Chapter republication of these pages should give credit to Stitch of the Month and ANG, Inc.

The following members should renew the local chapter dues:

Allen, Marjory	Jun-07
Ausman, Chris	Jun-07
Fluker, Lori	Jun-07
O'Malley, Pat	Jun-07
Fellner, Christine	Aug-07
Griffith, Stephanie	Aug-07
Jeffery, Sandy	Aug-07
Pfeifer, Nancy "Pepper"	Aug-07
Ramsey, Mary	Aug-07
Braverman, Fran	Oct-07
Kopp, Kay	Oct-07
Miller, Dale	Oct-07
Postlewaite, Elaine	Oct-07
Strause, Sue	Oct-07
Thompson, Susan M.	Oct-07

Tucson Chapter ANG Renewal and Address or E-mail Change Form

Name _____ Phone _____

Street Address _____

City and State _____ ZIP+4 _____

E-mail _____ FAX _____

ANG Number _____

Tucson Chapter Member \$12.00 (P) Plural Member \$12.00

IF YOU DO NOT PLAN ON RENEWING – PLEASE ADVISE

Please make checks payable to: **TUCSON CHAPTER ANG**

Send Payment to:

Susan Thompson
5440 N. Ventana Vista Rd.
Tucson, AZ 85750-7202

**AMERICAN NEEDLEPOINT GUILD
TUCSON CHAPTER**

ALL ITEMS INCLUDE ANG LOGO EMBROIDERY ON THE LEFT CHEST
LARGER SIZES AVAILABLE

POLO SHIRTS (mens sizing)	Small 34-36	Med 38-40	Large 42-44	XL 46-48	XXL 50-52	XXXL 54-55		Add \$3.00 for XXL	TOTAL
White							X \$25		
Butter							X \$25		
Bimini Blue (like a carolina blue)							X \$25		
Navy Blue							X \$25		

LADIES POLO SHIRTS	Ladies Small 6-8	Ladies Med 10-12	Ladies Large 14-16	Ladies XL 18-20	Ladies XXL 20	Ladies XXXL		Add \$3.00 for XXL	TOTAL
White							X \$25		
Butter							X \$25		
Bimini Blue							X \$25		
Navy Blue							X \$25		
Mango (coral/salmon)							X \$25		
Light Pink							X \$25		

SWEATSHIRTS	Mens Small 34-36	Mens Med 38-40	Mens Large 42-44	Mens XL 46-48	Mens XXL 50-52	Mens XXX L 54-55		Add \$3.00 for XXL	TOTAL
White							X \$25		
Natural							X \$25		
Light Pink							X \$25		
Light blue							X \$25		
Navy Blue							X \$25		
Sand							X \$25		

DENIM SHIRTS (mens sizing)	Small 34-36	Med 38-40	Large 42-44	XL 46-48	XXL 50-52	XXXL 54-55		Add \$3.00 for XXL	TOTAL
Long Sleeve							X \$30		
Short Sleeve							X \$28		

TOTAL AMOUNT DUE \$ _____

Mens sizing has been used for a longer shirt. Smaller sizes are also available in sweatshirts and denim shirts.
Please indicate if a smaller size is needed. Items will be delivered to meetings.

Name _____

Phone _____ Email _____

Make checks payable to
TUCSON CHAPTER ANG
Mail to:
Carol Karrle
11705 Calle De Samuel Tucson, Az. 85749

The WEST ~~ The WEST ~~ The WEST ~~ The WEST

Many new needlepoint canvases arriving from the August market!
Shop late! Starting September 26th, we are open Wednesday nights until 8!
October 1st ~ The arrival of more Southwest Christmas cards than ever!
October 15th ~ Christmas arrives at The WEST!
October 28th ~ Open House ~ Noon – 4 ~ Door prizes & refreshments on the patio!

Shop at The West! The selection is delightful. Smile as you remember that proceeds benefit women's & children's charities in Tucson!

Over \$1,800,000 in grants to local charities since 1981

Store Hours: Monday – Saturday 10 – 5 Open Wednesdays until 8 P.M.
5615 E. River Rd. (River & Craycroft) ~~~ www.thewestinc.com ~~~ 520-299-1044

THE NEEDLE DANCER

American Needlework Guild

First Class

Do not delay

Dated material